

# IDE Robotics 2022

Gameplay and Submission Brief

# Competition Gameplay Setup

Setup a laptop to be logged into the competition Zoom room. The Zoom camera should be placed in a manner to have a clear view of the playfield and participants working area.



Example of Zoom laptop camera angle

# Competition Gameplay Setup

The Zoom laptop's microphone should be muted but the speaker should be on. Competition invigilators will be providing verbal instructions while competition is ongoing hence participants must be able to hear the instructions from the Zoom laptop.



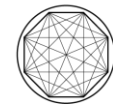
Zoom mic muted, but speaker should be on

# Competition Gameplay Setup

If your school has multiple playfields set up for the event, you will need to set up one Zoom laptop per playfield.



One Zoom laptop per playfield



# Robot Run Video Submission

- Teams will have up to 120 mins of robot practice runs and filming time
- Once 120 mins is up, no further robot runs or filming is allowed. Teams will then have up to 20 mins to select and submit their robot run video. Teacher/coach may assist in the video submission.
- Each team should only submit one robot run video.
- Check with the competition official that the robot run video is submitted before logging off Zoom.

# Robot Run Video Filming

- During the video filming of the robot run, participants are not to block the video camera. The playfield and robot must be clearly seen.
- Video should be recorded in landscape (horizontal) format





# Robot Run Video Filming

- At the start of the robot run video, teams are to identify themselves by stating their school and team name (either verbally or by holding up a sign)
- A stopwatch display/device should be clearly seen in the video for competition officials to note the run duration.



# Robot Run Video Filming

- For IDE Robotics, there should be one robot operator, one video recording person (can be a teacher/coach) and one stopwatch operator.
- Robot operator should say “3, 2, 1, Start!” following which the stopwatch operator will start the time and the robot program will run.





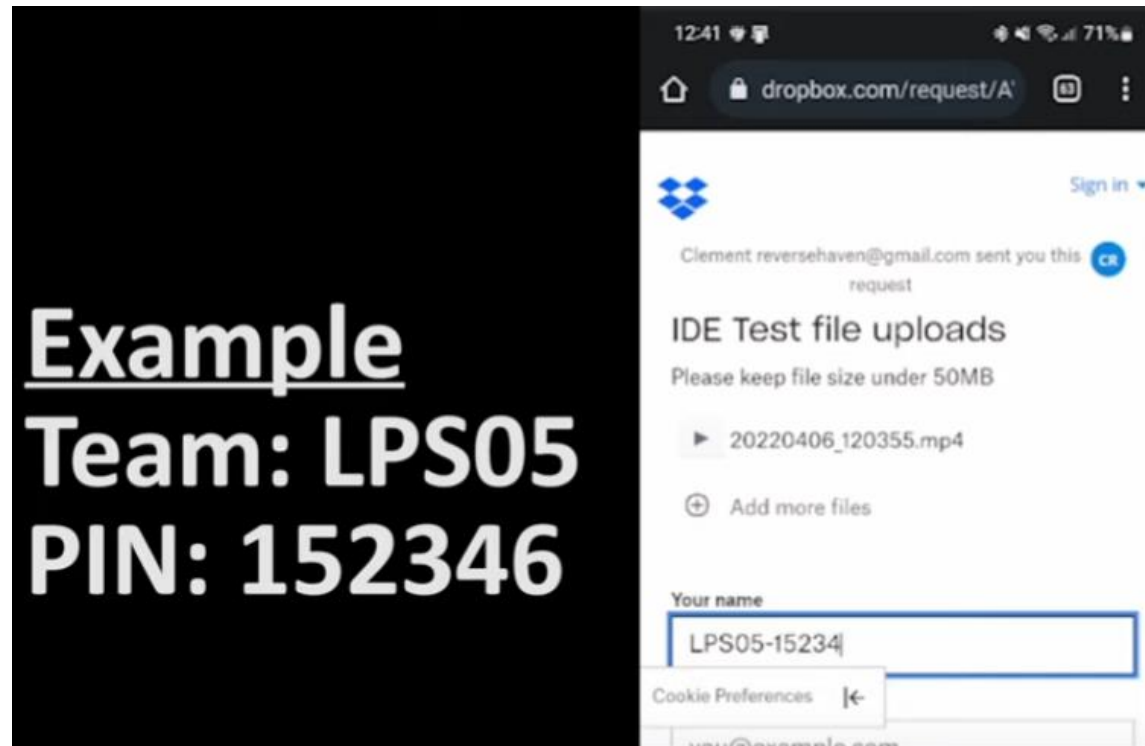
# Robot Run Video Filming

- At the end of the robot run, the robot operator should say “Stop!”
- The robot run time will be the elapsed duration between “Start” and “Stop”
- No more points will be awarded or deducted after “Stop” is called.
- If the robot is touched/handled by the team between “Start” and “Stop”, the team will be disqualified.



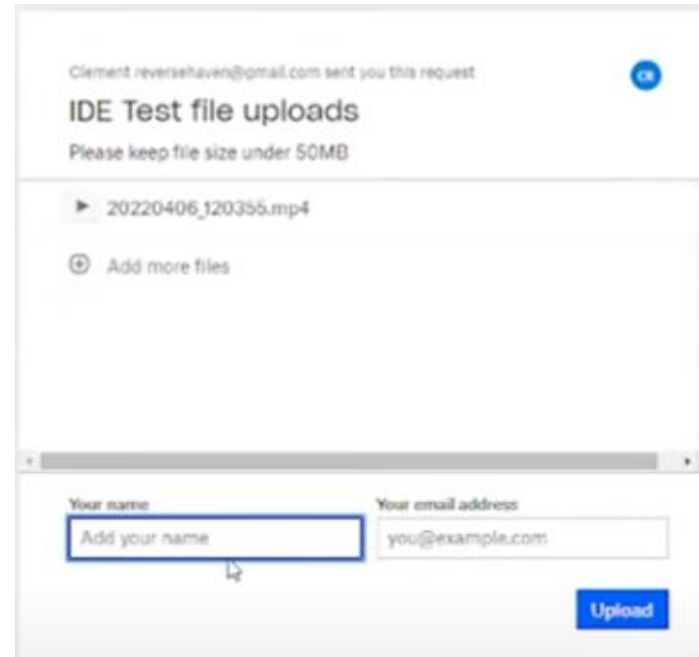
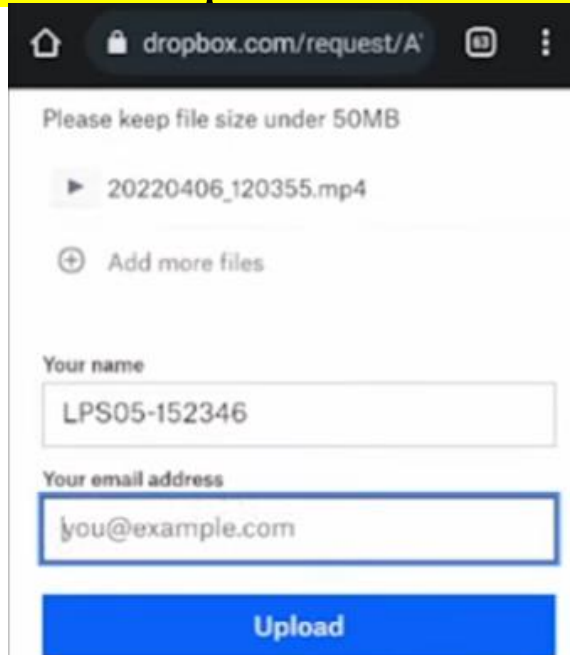
# Uploading Video

- Ensure that students are familiar with uploading videos before the competition.
- Videos will be uploaded to a Dropbox link provided during competition day. For practice purposes, teams may use the following link to upload:  
[tinyurl.com/IDETest2022](https://tinyurl.com/IDETest2022)



# Uploading Video

- Ensure that students are familiar with uploading videos before the competition.
- Videos will be uploaded to a Dropbox link provided during competition day. For practice purposes, teams may use the following link to upload:  
[tinyurl.com/IDEtest2022](https://tinyurl.com/IDEtest2022)
- You may upload from phone or PC or iPad.



# Uploading Video

- Each team will be assigned a Team Number as well as a unique PIN. Enter the Team Number and PIN in the 'your name' input field (See example below).
- Key in an email address. Ensure you have the correct video selected.
- Video should be at least HD 1080P resolution, but no more than 600MB during the actual competition. For practice purposes, please keep the file size under 50MB.

